

Institution: New Mexico Institute of Mining and Technology  
(187967)

User ID: P1879671

**7c a d'Yh]cbg'C jYf j]Yk**

Welcome to the IPEDS Completions survey component. The Completions component is one of several IPEDS components that is conducted during the Fall data collection period. It collects the number of degrees and certificates awarded by field of study, level of award, race/ethnicity, and gender. The reporting period for the Completions component is during the 12-month time period beginning July 1 of the previous calendar year and ending June 30 of the current calendar year; therefore, for this year's Completions component, the reporting period is between July 1, 2017 and June 30, 2018. The Completions component is also collecting the number of students (e.g., completers) who earned awards between July 1, 2017 and June 30, 2018.

**Completions Common Errors**

Some common completions component errors include the following:

- Including award levels on your current year Completions that were not reported on your previous year's (PY) Institutional Characteristics (IC). [Award levels in the PY IC component cannot be changed; therefore, contact the IPEDS Help Desk at 1-877-225-2568 if you need assistance.]
- Forgetting to select CIP codes for new programs of study that are offered by the institution, but do not have completions for the reporting period.
- Forgetting to enter in zero in at least one of the cells for CIP codes that do not have completions.

**Recent Changes**

- The following question on **X]ghUbWY'YX i WUh]cb** has been added to the bottom of each individual "CIP Data" screen:  
"Is this program offered as a distance education program?"
- The following two screens, which collect data specifically on students were added to this component, beginning in the 2012-13 survey year:
  - **"5''7c a d'YhYfg"** - Collects the number of students who earned an award between July 1, 2017 and June 30, 2018 by gender and race/ethnicity. (The intent of this screen is to collect an **i bX i d']WUhYX'Wc i bh** of total numbers of completers.)
  - **"7c a d'YhYfg'Vm'@Y jY"** - Collects the number of students who earned an award between July 1, 2017 and June 30, 2018 by award level and 1) by gender; 2) by race/ethnicity; and 3) by age.
- The definition for Post-baccalaureate Certificate has changed slightly since the 2014-15 collection. The new definition is as follows: **5b'UkUfX'h\Uh'fYe i]fYg Wc a d'Yh]cb'cZ'Ub'cf [Ub]nYX'dfc [fU a 'cZ'gh i Xm'VYmcbX'h\Y'VUW\Y'cffig"-h]g'XYg][bYX'Zcf'dYfgcbg'k\c'\UjY'Wc a d'YhYX'U'VUWWU'U i fYUh'XY [fYYz'V i h'XcYg'bch aYYh'h\Y'fYe i]fY a Ybhg'cZ'U' a UghYfig'XY [fYY"**

**BCH9.'9 jYb'h\c i [ \HYUW\Yf'DfYdUfUh]cb'WYfh]Z]WUhY'dfc [fU a g' a Um'fYe i]fY'U'VUW\Y'cffig'XY [fYY'Zcf'UX a]gg]cbz'h\Ym'UfY'Wcbg]XYfYX'g i V!VUWU'U i fYUhY i bXYf [fUX i UhY'dfc [fU a gi'UbX'gh i XYbhg]'b'h\YgY'dfc [fU a g'UfY' i bXYf [fUX i UhY'gh i XYbhg'**

**General Information**

CIP Codes:

The [CIP 2010 Website](#) includes a list of new CIP codes, a list of deleted CIP codes, a list of moved CIP Codes, and an online crosswalk of the 2000 CIP and 2010 CIP.

The Resources Page of the CIP 2010 website contains many valuable resources including:

- CIP 2010 Manual and copies of previous editions of the CIP Manual
- Crosswalk between the 2000 CIP codes and the 2010 CIP codes in Excel format

Keep in mind that some information provided by institutions on the Completions component appear in the [College Navigator](#), which is a major tool used by consumers searching for information about postsecondary education. It is therefore vitally important that you include accurate information about your institution.

Survey materials can be downloaded using the following link: [Survey Materials](#).

The prior year revision system can be accessed using the following link: [Prior Year Revision System](#)

CIPCODE														
---------	--	--	--	--	--	--	--	--	--	--	--	--	--	--



CIPCODE														
---------	--	--	--	--	--	--	--	--	--	--	--	--	--	--

CIPCODE	Award Level	Major	Gender	Non Resident Alien	Hispanic / Latino	American Indian or Alaska Native	Asian	Black or African American	Native					
---------	-------------	-------	--------	--------------------	-------------------	----------------------------------	-------	---------------------------	--------	--	--	--	--	--

[Redacted]

[Redacted]






[Redacted]

[Redacted]

[Redacted]

[Redacted]

7c a d`Yh]cbg.`hchU`Vm'Z]fgh' a U^cf



PY Grand Total Women		21	37	3	2							
-------------------------	--	----	----	---	---	--	--	--	--	--	--	--

All Completers

Institutions must report the following information. (Some data will be pre-populated from the completions by CIP code data.)

5`7c ad`YhYfg

Number of students by gender and race and ethnicity earning an award between July 1, 2017 and June 30, 2018. Count each student only once, regardless of how many awards he/she earned. The intent of this screen is to collect an unduplicated count of total numbers of *completers*.

- Report Hispanic/Latino individuals of any race as Hispanic/Latino
- Report race for non-Hispanic/Latino individuals only

	Men		Women		Total Students
	Number of Students	Total Awards	Number of Students	Total Awards	
<u>Nonresident alien</u>	<input type="text" value="35"/>	35	<input type="text" value="10"/>	10	45
<u>Hispanic/Latino</u>	<input type="text" value="61"/>	66	<input type="text" value="29"/>	34	90
<u>American Indian or Alaska Native</u>	<input type="text" value="8"/>	9	<input type="text" value="2"/>	2	10
<u>Asian</u>	<input type="text" value="10"/>	10	<input type="text" value="4"/>	4	14
<u>Black or African American</u>	<input type="text" value="9"/>	9	<input type="text" value="2"/>	2	11
<u>Native Hawaiian or Other Pacific Islander</u>	<input type="text" value="0"/>	0	<input type="text" value="0"/>	0	0
<u>White</u>	<input type="text" value="144"/>	150	<input type="text" value="42"/>	43	186
<u>Two or more races</u>	<input type="text" value="11"/>	11	<input type="text" value="4"/>	5	15
<u>Race and ethnicity unknown</u>	<input type="text" value="2"/>	2	<input type="text" value="5"/>	5	7
<b>HCH5@</b>	280	292	98	105	378
<b>PY TOTAL</b>	<b>&amp;),</b>		<b>% ' '</b>		<b>' -%</b>



Completers by Level

Institutions must report the number of students who earned an award by level. This screen will be shown for each of the following consolidated award levels for which there is a reported completion:

- Postsecondary awards, certificates, or diplomas of less than 1 academic year
  - Less than 900 contact or clock hours, or
  - Less than 30 SEMESTER or TRIMESTER credit hours, or
  - Less than 45 QUARTER credit hours
- Postsecondary awards, certificates, or diplomas of at least 1 but less than 4 academic years
  - 900 or more contact or clock hours, or
  - 30 or more SEMESTER or TRIMESTER credit hours, or
  - 45 or more QUARTER credit hours
- Associate's degrees
- Bachelor's degrees
- Master's degrees
- Doctor's degrees
- Postbaccalaureate and post-master's certificates

Number of students by gender, by race and ethnicity, and by age earning this award between July 1, 2017 and June 30, 2018. Each student should be counted once per award level. For example, if a student earned a master's degree and a doctor's degree, he/she should be counted once in master's and once in doctor's. A student earning two master's degrees should be counted only once.

Number of students by gender, by race and ethnicity, and by age earning this award between July 1, 2017 and June 30, 2018. Each student should be counted once per award level. For example, if a student earned a master's degree and a doctor's degree, he/she should be counted once in master's and once in doctor's. A student earning two master's degrees should be counted only once.

- Report Hispanic/Latino individuals of any race as Hispanic/Latino
- Report race for non-Hispanic/Latino individuals only

	Bi a VYf' cZ' Gh i XYbhg	HchU' 5 kUfXg
<b>6m' ; YbXYf</b>		
Men	<input type="text" value="0"/>	0
Women		1
<b>HCH5@</b>	1	1
<b>PY TOTAL</b>	<b>&amp;</b>	


<b>6m' FUWY#9h \ b]W]hm</b>		
<u>Nonresident alien</u>		0
<u>Hispanic/Latino</u>		0
<u>American Indian or Alaska Native</u>		0



### Completers by Level

Institutions must report the number of students who earned an award by level. This screen will be shown for each of the following consolidated award levels for which there is a reported completion:

- Postsecondary awards, certificates, or diplomas of less than 1 academic year
  - Less than 900 contact or clock hours, or
  - Less than 30 SEMESTER or TRIMESTER credit hours, or
  - Less than 45 QUARTER credit hours
- Postsecondary awards, certificates, or diplomas of at least 1 but less than 4 academic years
  - 900 or more contact or clock hours, or
  - 30 or more SEMESTER or TRIMESTER credit hours, or
  - 45 or more QUARTER credit hours
- Associate's degrees
- Bachelor's degrees
- Master's degrees
- 



--	--	--

--	--	--

--	--	--

--	--	--

--	--	--

--	--	--

--	--	--

--	--	--

--	--	--

--	--	--

--	--	--

--	--	--

--	--	--

--	--	--

--	--	--

<u>Asian</u>	<input type="text" value="11"/>	11
<u>Black or African American</u>	<input type="text" value="7"/>	7
<u>Native Hawaiian or Other Pacific Islander</u>	<input type="text" value="0"/>	0
<u>White</u>	<input type="text" value="143"/>	150
Two or more races	<input type="text" value="13"/>	14
<u>Race and ethnicity unknown</u>	<input type="text" value="3"/>	3
<b>HCH5@</b>	<b>275</b>	<b>294</b>
<b>6m 5 [Y]</b>		
Under 18	<input type="text" value="0"/>	
18-24	<input type="text" value="222"/>	
25-39	<input type="text" value="51"/>	
40 and Above	<input type="text" value="2"/>	
Age Unknown	<input type="text" value="0"/>	
<b>HCH5@</b>	<b>275</b>	<b>294</b>





Completers by Level

Institutions must report the number of students who earned an award by level. This screen will be shown for each of the following consolidated award levels for which there is a reported completion:

- Postsecondary awards, certificates, or diplomas of less than 1 academic year
  - Less than 900 contact or clock hours, or
  - Less than 30 SEMESTER or TRIMESTER credit hours, or
  - Less than 45 QUARTER credit hours
- Postsecondary awards, certificates, or diplomas of at least 1 but less than 4 academic years
  - 900 or more contact or clock hours, or
  - 30 or more SEMESTER or TRIMESTER credit hours, or
  - 45 or more QUARTER credit hours
- Associate's degrees
- Bachelor's degrees
- Master's degrees
- Doctor's degrees
- Postbaccalaureate and post-master's certificates

8cWhcfig'XY [fYYg

Number of students by gender, by race and ethnicity, and by age earning this award between July 1, 2017 and June 30, 2018. Each student should be counted once per award level. For example, if a student earned a master's degree and a doctor's degree, he/she should be counted once in master's and once in doctor's. A student earning two master's degrees should be counted only once.

- Report Hispanic/Latino individuals of any race as Hispanic/Latino
- Report race for non-Hispanic/Latino individuals only

	Bi a VYf' cZ' Gh i XYbhg	HchU' 5 kUfXg
<b>6m' ; YbXYf</b>		
Men	<input type="text" value="11"/>	11
Women	<input type="text" value="3"/>	3
<b>HCH5@</b>	14	14
<b>PY TOTAL</b>	<b>14</b>	<b>14</b>

6m' FUWY#9h \b]W]hm

<u>Nonresident alien</u>	<input type="text" value="4"/>	4
<u>Hispanic/Latino</u>	<input type="text" value="0"/>	0
<u>American Indian or Alaska Native</u>	<input type="text" value="0"/>	0

<u>Asian</u>		0
<u>Black or African American</u>		0
<u>Native Hawaiian or Other Pacific Islander</u>		0
<u>White</u>		10
Two or more races		0
<u>Race and ethnicity unknown</u>		0
<b>HCH5@</b>	<b>14</b>	<b>14</b>
<b>6m' 5 [Y</b>		
Under 18		
18-24		
25-39		
40 and Above		
Age Unknown		
<b>HCH5@</b>	<b>14</b>	<b>14</b>







7c a d`Yh]cbg`

BYk`AYI]Wc`=bgh]h ihY`cZ`A]b]b[ `UbX`HYW\bc`c[m`ff%,+-`\*+L

There are no errors for the selected survey and institution.