

Graduation Rates 2012-13

Overview

Graduation Rates Overview

The Graduation Rates component of the IPEDS survey collects data on the cohort of first-time, full-time, degree/certificate-seeking undergraduates and tracks them for 150% of the normal time of their program to see how many complete. This information is collected as part of the Student-Right-to-Know Act Resources:

To download the survey materials for this component:

Survey Materials

To access your prior year data submission for this component: [Reported Data](#)

If you have questions about completing this survey, please contact the IPEDS Help Desk at 1-877-225-2568 .

Institution: New Mexico Institute of Mining and Technology (187967)

User ID: P1879671

Screening questions

Does your institution post the Student-Right-to-Know student athlete graduation rates on a website?



No.



Yes. Please provide the URL.

http://

Based on your institution's response to the predominant calendar system question (B3) on the Institutional Characteristics Header survey from the IPEDS Fall 2012 Data Collection, your institution must report graduation rates data using a


Fall Cohort

A fall cohort is used by institutions with standard academic terms (semester, trimester, quarter, 4-1-4). A full-year cohort is used by institutions offering primarily occupational/vocational programs and operating on a continuous basis.





You may use the space below to provide context for the data you've reported above. These context notes will be posted on the College Navigator website, and should be written to be understood by students and parents.

White, non-Hispanic	40	
Categories used in BOTH New and Old:		



Total women	83	42	0	0	4	37
Total men + women	281	133	0	0	17	131





Total women	0	0	0	0	0	0
Total men + women	1	0	0	0	0	1

Graduation rates

Calculation of 4-year average rates: <u>Transfer-out students and rate calculations</u>					
Screen 3 of 3	2003	2004	2005	2006	4-year Total
Men					
Transfer-out students (II,30)				0	0
Transfer-out students (III,30)				0	0
Total transfer-out students	0	0	0	0	0
Women					
Transfer-out students (II,30)				0	0
Transfer-out students (III,30)				0	0
Total transfer-out students	0	0	0	0	0
Total (men and women)					
Transfer-out students (II,30)				0	0
Transfer-out students (III,30)				0	0
Total transfer-out students	0	0	0	0	0
4-year average Student-Right-to-Know completion or graduation rate calculation					47
(Total Completers within 150% / Adjusted Cohort)					
4-year average Student-Right-to-Know transfer-out rate calculation					0

