

Print Form(s)

Get PDF File

Go Back

Student Financial Aid 2011-12

Institution: New Mexico Institute of Mining and Technology (187967)

User ID: P1879671

Overview

IPEDS Student Financial Aid Component Overview Public Academic Reporters

Welcome to the Student Financial Aid (SFA) component of the U.S. Department of Education's Integrated Postsecondary Education Data System (IPEDS). The purpose of this report is to provide information about the SFA component of the IPEDS data system. This report is intended for public academic reporters who are responsible for reporting SFA data to the IPEDS data system. The purpose of this report is to provide information about the SFA component of the IPEDS data system. This report is intended for public academic reporters who are responsible for reporting SFA data to the IPEDS data system.

-

Part A

Part A - Establish Your Groups

Part A establishes the number of students in various groups. Note that the numbers on this screen will be carried forward to other parts of the Student Financial Aid component.

In the fields below, report the number of students in each of the following groups.

	Fall 2010	YOUR PRIOR YEAR DATA
		Fall 2009
01. Group 1 All undergraduate students	<input type="text"/>	

Part C, Page 1


Part C, Page 1 - Enter Information about Group 2


Part C includes information about Group 2. Group 2 students are all full-time, first-time degree/certificate-seeking undergraduate students enrolled in Fall 2010.


In the fields below, report the number of Group 2 students paying in-district, in-state, and out-of-state tuition rates. If your institution does not offer different rates, report all students as paying in-state tuition rates.

Information from Part A:		Fall 2010		
Group 2 Full-time, first-time degree/certificate-seeking undergraduates (This number is carried forward from Part A, Line 02)		333		
Group 2 students:				YOUR PRIOR YEAR DATA
		Fall 2010		Fall 2009
		Number of Group 2 students	Percentage of Group 2 students	Percentage of Group 2 students
01. 01a.	<u>paying in-district tuition rates</u>	<input type="text" value="0"/>	0	0
01b.	<u>paying in-state tuition rates</u>	<input type="text" value="308"/>	92	80
01c.	<u>paying out-of-state tuition rates</u>	<input type="text" value="25"/>	8	20
01d.	Unknown (calculated value) This value is calculated using the following formula: [A02-(C01a+C01b+C01c)]	0	0	


Section 1		
Section 2		
Section 3		
Section 4		
Section 5		
Section 6		
Section 7		
Section 8		
Section 9		
Section 10		
Section 11		
Section 12		
Section 13		
Section 14		
Section 15		
Section 16		
Section 17		
Section 18		
Section 19		
Section 20		
Section 21		
Section 22		
Section 23		
Section 24		
Section 25		
Section 26		
Section 27		
Section 28		
Section 29		
Section 30		
Section 31		
Section 32		
Section 33		
Section 34		
Section 35		
Section 36		
Section 37		
Section 38		
Section 39		
Section 40		
Section 41		
Section 42		
Section 43		
Section 44		
Section 45		
Section 46		
Section 47		
Section 48		
Section 49		
Section 50		
Section 51		
Section 52		
Section 53		
Section 54		
Section 55		
Section 56		
Section 57		
Section 58		
Section 59		
Section 60		
Section 61		
Section 62		
Section 63		
Section 64		
Section 65		
Section 66		
Section 67		
Section 68		
Section 69		
Section 70		
Section 71		
Section 72		
Section 73		
Section 74		
Section 75		
Section 76		
Section 77		
Section 78		
Section 79		
Section 80		
Section 81		
Section 82		
Section 83		
Section 84		
Section 85		
Section 86		
Section 87		
Section 88		
Section 89		
Section 90		
Section 91		
Section 92		
Section 93		
Section 94		
Section 95		
Section 96		
Section 97		
Section 98		
Section 99		
Section 100		

03.	<u>State/local government grants or scholarships (grants/scholarships/waivers)</u>	<input type="text" value="222"/>	67	<input type="text" value="584,967"/>	2,635	2,343
04.	<u>Institutional grants or scholarships (scholarships/fellowships)</u>	<input type="text" value="286"/>	86	<input type="text" value="991,942"/>	3,468	3,409
05.	<u>Loans to students</u>	<input type="text" value="94"/>	28	444,204	4,726	4,671
05a.	Federal loans	<input type="text" value="94"/>	28	<input type="text" value="417,404"/>	4,440	4,605
05b.	Other loans (including private loans)	<input type="text" value="3"/>	1	<input type="text" value="26,800"/>	 8,933	5,646

 You may use the space below to provide context for the data you've reported above. These context notes may be posted on the College Navigator website and should be written to be understood by students and parents. For example, institutions may report here other sources of private aid not included in the categories above.







Section 1			
Category A		Category B	Category C
Item 1		Value 1	Value 2
Item 2		Value 1	Value 2
Item 3		Value 1	Value 2
Item 4		Value 1	Value 2
Item 5		Value 1	Value 2
Item 6		Value 1	Value 2
Item 7		Value 1	Value 2
Item 8		Value 1	Value 2
Item 9		Value 1	Value 2
Item 10		Value 1	Value 2
Item 11		Value 1	Value 2
Item 12		Value 1	Value 2
Item 13		Value 1	Value 2
Item 14		Value 1	Value 2
Item 15		Value 1	Value 2
Item 16		Value 1	Value 2
Item 17		Value 1	Value 2
Item 18		Value 1	Value 2
Item 19		Value 1	Value 2
Item 20		Value 1	Value 2
Item 21		Value 1	Value 2
Item 22		Value 1	Value 2
Item 23		Value 1	Value 2
Item 24		Value 1	Value 2
Item 25		Value 1	Value 2
Item 26		Value 1	Value 2
Item 27		Value 1	Value 2
Item 28		Value 1	Value 2
Item 29		Value 1	Value 2
Item 30		Value 1	Value 2
Item 31		Value 1	Value 2
Item 32		Value 1	Value 2
Item 33		Value 1	Value 2
Item 34		Value 1	Value 2
Item 35		Value 1	Value 2
Item 36		Value 1	Value 2
Item 37		Value 1	Value 2
Item 38		Value 1	Value 2
Item 39		Value 1	Value 2
Item 40		Value 1	Value 2
Item 41		Value 1	Value 2
Item 42		Value 1	Value 2
Item 43		Value 1	Value 2
Item 44		Value 1	Value 2
Item 45		Value 1	Value 2
Item 46		Value 1	Value 2
Item 47		Value 1	Value 2
Item 48		Value 1	Value 2
Item 49		Value 1	Value 2
Item 50		Value 1	Value 2
Item 51		Value 1	Value 2
Item 52		Value 1	Value 2
Item 53		Value 1	Value 2
Item 54		Value 1	Value 2
Item 55		Value 1	Value 2
Item 56		Value 1	Value 2
Item 57		Value 1	Value 2
Item 58		Value 1	Value 2
Item 59		Value 1	Value 2
Item 60		Value 1	Value 2
Item 61		Value 1	Value 2
Item 62		Value 1	Value 2
Item 63		Value 1	Value 2
Item 64		Value 1	Value 2
Item 65		Value 1	Value 2
Item 66		Value 1	Value 2
Item 67		Value 1	Value 2
Item 68		Value 1	Value 2
Item 69		Value 1	Value 2
Item 70		Value 1	Value 2
Item 71		Value 1	Value 2
Item 72		Value 1	Value 2
Item 73		Value 1	Value 2
Item 74		Value 1	Value 2
Item 75		Value 1	Value 2
Item 76		Value 1	Value 2
Item 77		Value 1	Value 2
Item 78		Value 1	Value 2
Item 79		Value 1	Value 2
Item 80		Value 1	Value 2
Item 81		Value 1	Value 2
Item 82		Value 1	Value 2
Item 83		Value 1	Value 2
Item 84		Value 1	Value 2
Item 85		Value 1	Value 2
Item 86		Value 1	Value 2
Item 87		Value 1	Value 2
Item 88		Value 1	Value 2
Item 89		Value 1	Value 2
Item 90		Value 1	Value 2
Item 91		Value 1	Value 2
Item 92		Value 1	Value 2
Item 93		Value 1	Value 2
Item 94		Value 1	Value 2
Item 95		Value 1	Value 2
Item 96		Value 1	Value 2
Item 97		Value 1	Value 2
Item 98		Value 1	Value 2
Item 99		Value 1	Value 2
Item 100		Value 1	Value 2

Section 2			
Section 3			
Section 4			
Section 5			
Section 6			
Section 7			
Section 8			
Section 9			
Section 10			
Section 11			
Section 12			
Section 13			
Section 14			
Section 15			
Section 16			
Section 17			
Section 18			
Section 19			
Section 20			
Section 21			
Section 22			
Section 23			
Section 24			
Section 25			
Section 26			
Section 27			
Section 28			
Section 29			
Section 30			
Section 31			
Section 32			
Section 33			
Section 34			
Section 35			
Section 36			
Section 37			
Section 38			
Section 39			
Section 40			
Section 41			
Section 42			
Section 43			
Section 44			
Section 45			
Section 46			
Section 47			
Section 48			
Section 49			
Section 50			
Section 51			
Section 52			
Section 53			
Section 54			
Section 55			
Section 56			
Section 57			
Section 58			
Section 59			
Section 60			
Section 61			
Section 62			
Section 63			
Section 64			
Section 65			
Section 66			
Section 67			
Section 68			
Section 69			
Section 70			
Section 71			
Section 72			
Section 73			
Section 74			
Section 75			
Section 76			
Section 77			
Section 78			
Section 79			
Section 80			
Section 81			
Section 82			
Section 83			
Section 84			
Section 85			
Section 86			
Section 87			
Section 88			
Section 89			
Section 90			
Section 91			
Section 92			
Section 93			
Section 94			
Section 95			
Section 96			
Section 97			
Section 98			
Section 99			
Section 100			

in Group 4 who were awarded aid and the total amount of grant and scholarship aid awarded to these students and explain. (Error #7317)

Reason: All scholarships awarded in this category were institutional (tuition) scholarships.

Print Form(s)

Get PDF File

Go Back